


### Retrofit or New Construction The Y-Coupler Saves Time and Money



Contractors, are you looking for a simple and cost effective method to branch off from an existing corrugated raceway without the hassle of removing existing cables and using large, expensive pull boxes? Contractors, your customers will appreciate the reduced network downtime that the Y-Coupler provides because existing cables will not have to be removed for retrofit projects.

Engineers/Developers, would you like a simplified method for branching off to each room in new construction applications? The Y-Coupler is a smaller, cost effective solution that reduces the number of raceways and large pull boxes.

Manufactured in traditional Kwikpath orange and fully UL approved for Plenum use, the Y-Coupler quickly snaps into place, creating a branch for any raceway size (3/4" - 2").

#### FEATURES AND BENEFITS:

- One part for all raceway sizes (3/4" - 2")
- Plenum-rated
- Ideal for use with new and existing raceways
- Cost efficient - minimizes customer network downtime
- Lightweight – easy to handle and install
- Main applications include high-rise residential and commercial buildings

#### RETROFIT BENEFITS

- No need to remove existing cable.
- No more duct-taping a raceway branch in place.
- Greatly reduces, and in most instances, eliminates network downtime.
- Ideal for applications with spatial limitations. Coupler dimensions (L x W x H): 9" x 7" x 3".



**IPEX**

TOLL FREE CANADA: (866) 473-9462

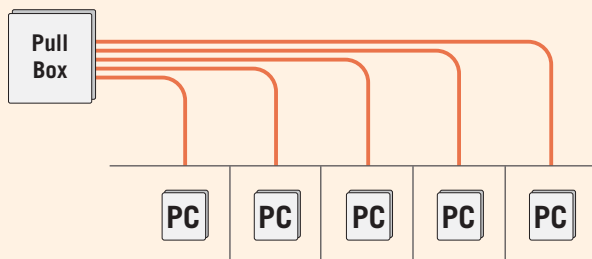
TOLL FREE U.S.: (800) 463-9572

[www.ipexinc.com](http://www.ipexinc.com)

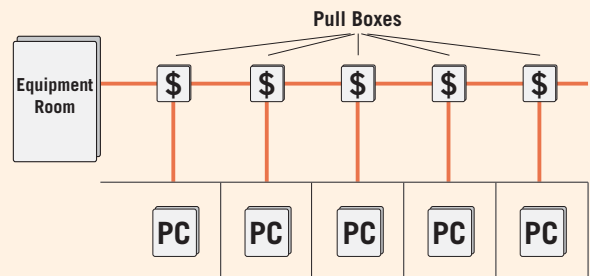
## NEW CONSTRUCTION BENEFITS

When you specify the Kwikpath system utilizing our Y-Coupler, you can utilize the advantage of a single raceway with a plenum-rated, space and cost saving solution. No longer do you need to choose between a single pull box with multiple raceways or a single raceway with multiple expensive plenum-rated pull boxes.

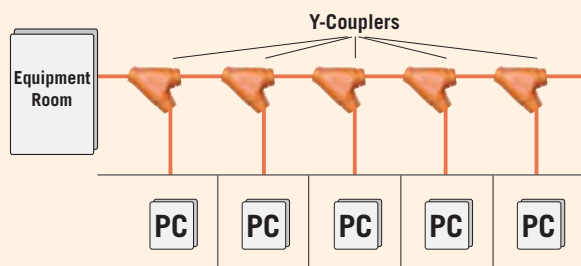
### Traditional Multiple Raceway



### Traditional Multiple Pull Box



### Kwikpath Y-Coupler



Same design as utilizing multiple pull boxes, except the Y-Coupler saves approximately \$80.00 per unit and uses 80% less space compared to a 12" x 12" x 8" plenum-rated metal pull box.

## INSTALLATION IS A SNAP

- 1) Cut the Y-Coupler branches along the scored cut-lines to the dimensions of the raceways.
- 2) Mark the raceway to the desired cut length. Include two raceway corrugations inside the coupler for a secure fit.
- 3) Cut the raceway. Take care not to cut any cable inside.
- 4) Snap the Y-Coupler into place.

